Plant ID and aftercare

Brief care notes are provided with photos of each plant.
Planting plans for each area are supplied with plant names.

Watering should be deep and once a week during the first summer until the plants are well established. DO NOT water little and often!

Immediately after planting, water once weekly or 2 weekly until end of November, then re-start watering in spring, but once every 2 weeks until it gets really hot and dry, probably July and August.

After that, you should only need to water approximately 2 or 3 times (eg. once every 3 weeks) in the heat of summer.

But this is a guide, if anything looks too dry and droopy, water it!

Sally Perigo
04 94 84 04 07 06 78 13 12 04
sally.perigo@mac.com
www.spgardens.net

CLIENTS	PROJECT	REPORT	PAGE	DATE	PAGE
Hazel	Rear garden	plant ID and care	cover page	13 September 2014	1

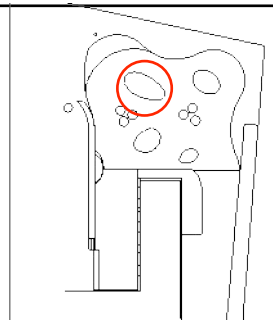

- Nepeta fassennii 6 Hills Giant x 3
- Euphorbia characias subsp. Wulfenni
- Cupressus semervirens "Stricta" x 2
- Stipa calmagrostis
- Pennisetum orientale Karley Rose
- Gaura lindhemerii x 5
- Thymus cillatus
- Verbena bonariensis

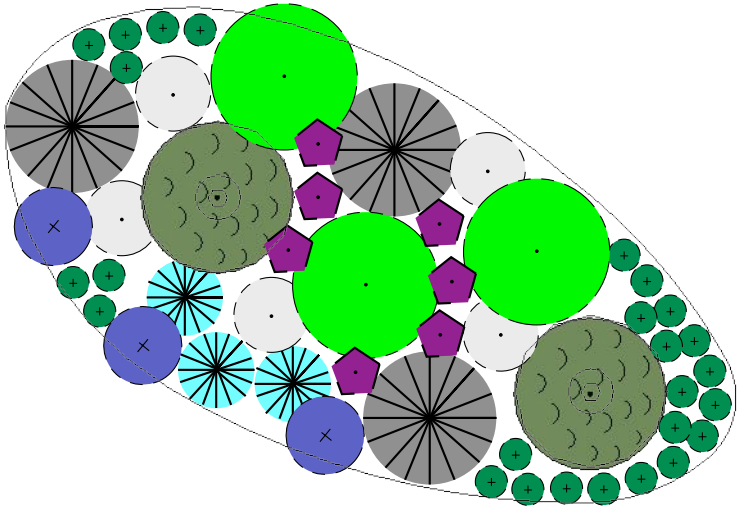

Bed 1

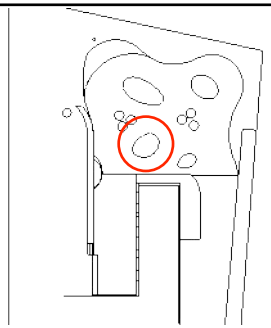

- Euphorbia characias subsp. Wulfenni x 1
- Nepeta fassennii 6 Hills Giant x 3
- Sedum matrona x 3
- Gaura lindhemerii x 3
- Verbena bonariensis x 3
- Thymus cillatus x 5
- Pennisetum orientale Karley Rose x 2
- Santolina chamaecyparissus

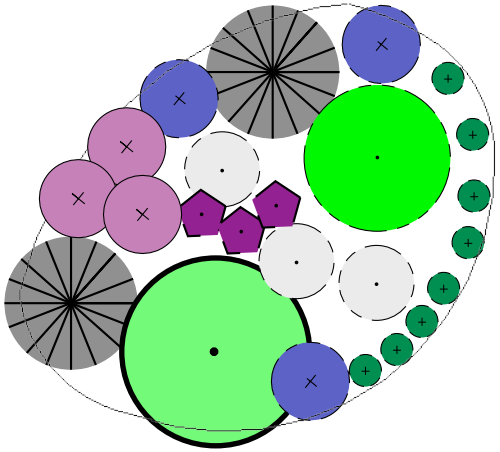

Bed 2

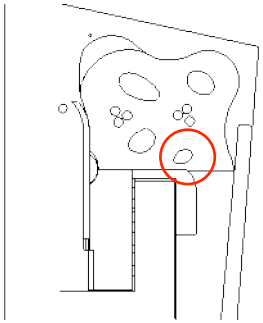

- Euphorbia characias subsp. Wulfenni x 1
- Erigeron karvinskianus x 1
- Gaura lindhemerii x 3
- Pennisetum orientale Karley Rose x 1
- Thymus cillatus x 10
- Sedum 'Autumn Joy' x 3

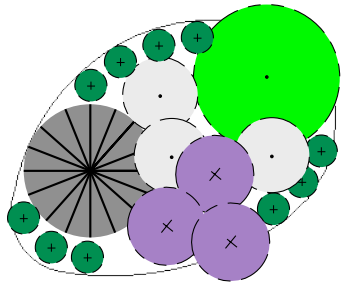

Bed 3

SPecial Gardens

Sally Perigo
04 94 84 04 07 06 78 13 12 04
sally.perigo@mac.com
www.spgardens.net

CLIENTS	PROJECT	REPORT	PAGE	DATE	PAGE
Hazel	Rear garden	plant ID and care	beds 1 2 & 3	13 September 2014	2

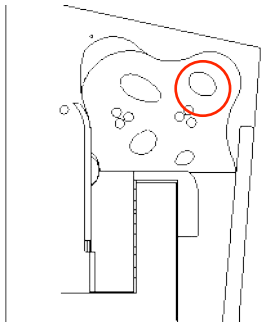

Erigeron karvinskianus

Delosperma cooperii

Pennisetum orientale 'Karley Rose'

Stipa camagrostis aka Achnatherum calamagrostis

Rosmarinus officinalis var repens

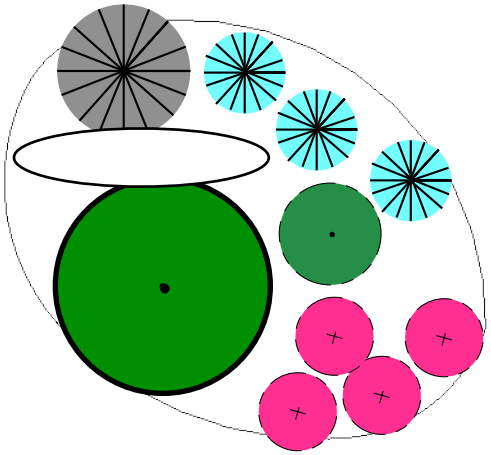

Bed 4

Rockery

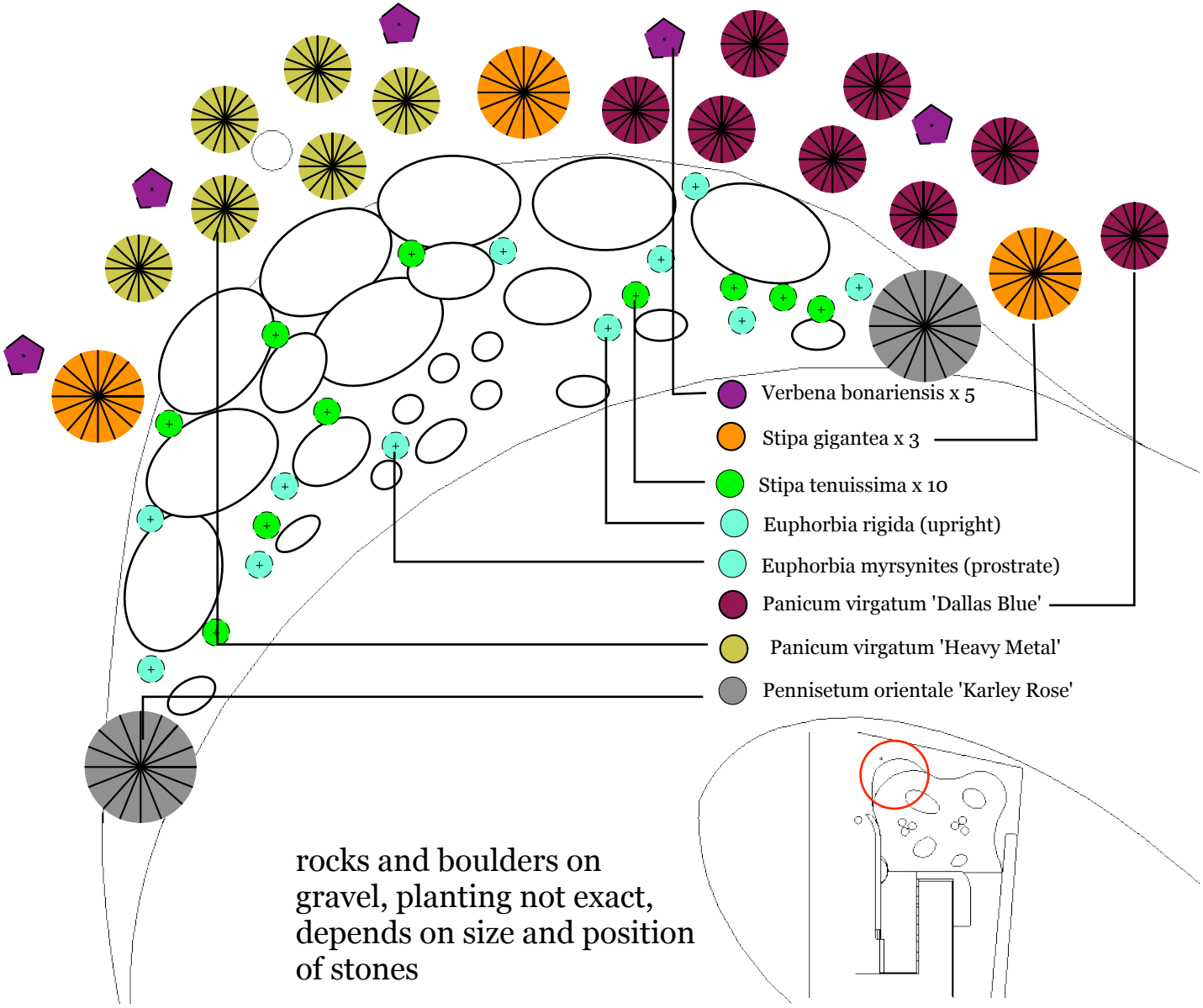

rocks and boulders on gravel, planting not exact, depends on size and position of stones

Sally Perigo
04 94 84 04 07 06 78 13 12 04
sally.perigo@mac.com
www.spgardens.net

CLIENTS	PROJECT	REPORT	PAGE	DATE	PAGE
Hazel	Rear garden	plant ID and care	bed 4 & rockery	13 September 2014	3

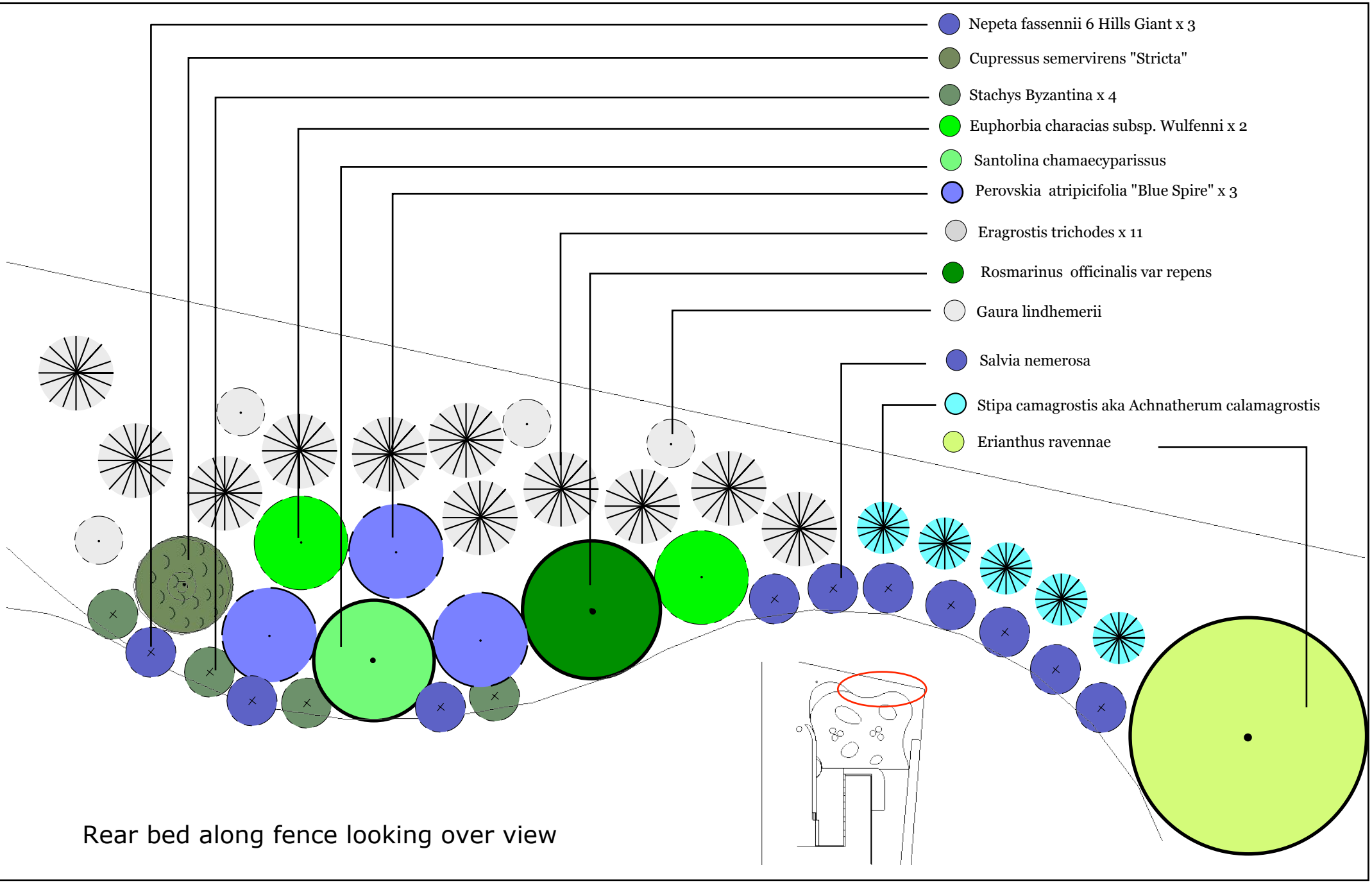

Sally Perigo
04 94 84 04 07 06 78 13 12 04
sally.perigo@mac.com
www.spgardens.net

CLIENTS	PROJECT	REPORT	PAGE	DATE	PAGE
Hazel	Rear garden	plant ID and care	rear bed	13 September 2014	4

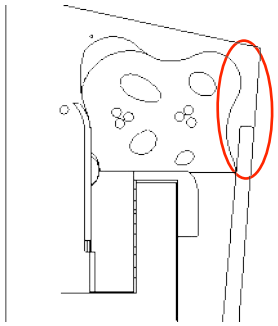

Erigeron karvinskianus x 6
Nerum oleander x 3
Pennisetum orientale Richard x 3
Salvia nemerosa x 7
Geranium sanguinium x 6
Delosperma cooperii x 4
Santolina chamaecyparissus x 1
existing bamboo

shown on previous plan

Side bed along fence looking over houses next door

SPecial Gardens
Sally Perigo
04 94 84 04 07 06 78 13 12 04
sally.perigo@mac.com
www.spgardens.net

CLIENTS	PROJECT	REPORT	PAGE	DATE	PAGE
Hazel	Rear garden	plant ID and care	side bed	13 September 2014	5

EVERGREENS & YEAR ROUND PERENNIALS

delopserma cooperii

Prune just to tidy up or restrict spread

Cupressus sempervirens

Trim to keep neat and growth bushy. Trimming off cones will help stop the branches drooping. "Top" if you want to restrict height.

Nerium oleander

Water early in season, from spring until July, then no more. Dead head if possible to stop energy going to seed setting. Best to prune at the base to promote good growth.Once established, cut out ⅓ of old stems at base, otherwise they'll become bare at the base.(called renovative pruning) Flowers on previous years wood, so no flowers on new growth 1st year after renovating pruning.

euphorbia characas wulfenni

euphorbia myrsinites

euphorbia rigida

Cut out dead stems.
Cut off flower heads before seed sets if too many seed around.
Sap is an irritant

Rosmarinus officinalis Var Repens

No pruning required, unless to restrict spread or cut out any dead bits

Santolina chamaecyparrisus

No pruning if you want 'rugged' look, but shear off flowers and stems. Cut right back in early spring if you want them to stay fresh and ball shaped.

Thymus cillatus

Tidy up as required.

PERENNIALS

Erigeron karvinskianus

Cut back in spring, or autumn if you want, but the seed heads look good in winter and if you want things to seed around you need to leave them. If any seed too much, try to remove seed heads before seeds set.
The perovskia needs a 'permanent woody framework' that you prune back to each year.

Salvia nemerosa

Gaura lindheimeri

Nepeta fasenii 6 hills Giant

Sedum x ‘Auumn Joy’

Verbena bonariensis

geranium sanguinium

Perovskia atriplicifolia ‘Blue Spire’

Sedum x Matrona

GRASSES

panicum virgatum 'Heavy Metal'

panicum virgatum dallas blue

Cut back in early spring
Comb out seed heads from Stipa Tenuifolia to stop too much spreading and weighing down of grass

Melica bauhini (by rocks, not in beds)

Pennisetum 'Karley Rose'

stipa tenuifolia

Eragrostis trichodes

Erianthus ravennae

Stipa gigantea

Stipa calmagrostis (Achnatherum)